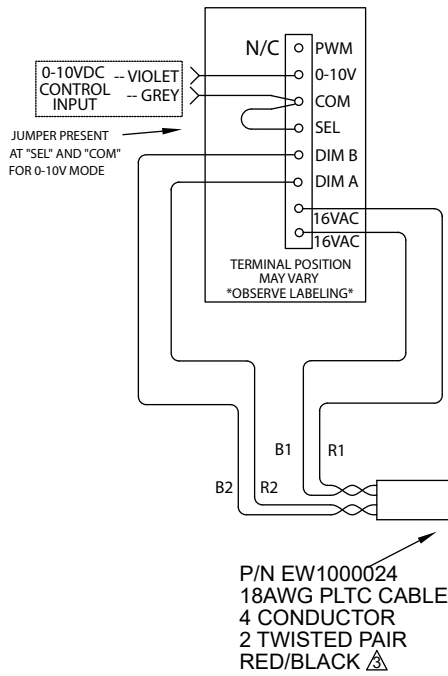
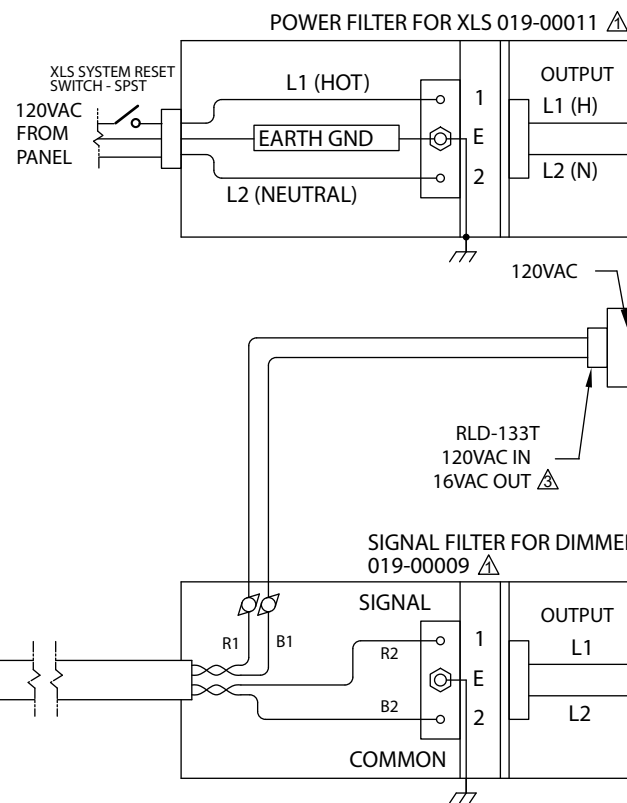


CONTROL ROOM

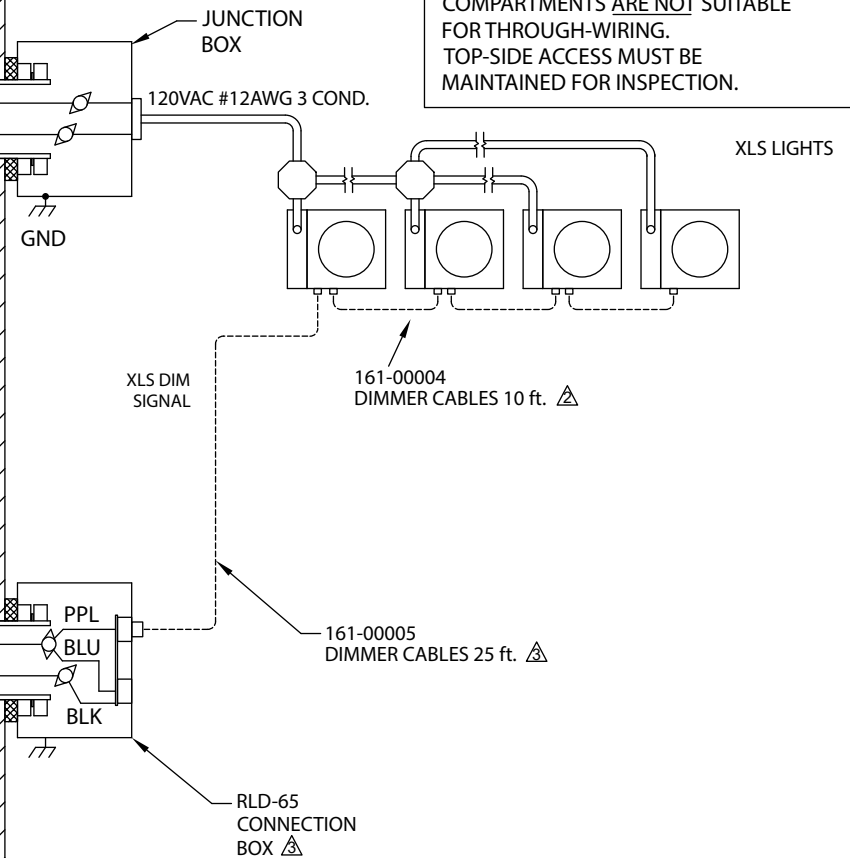
MedLux®
RLD-183
INTERFACE MODULE ⚠



EQUIPMENT ROOM



MRI SHIELD ROOM



CAUTION:
XLS POWER WIRE CONNECTION
COMPARTMENTS ARE NOT SUITABLE
FOR THROUGH-WIRING.
TOP-SIDE ACCESS MUST BE
MAINTAINED FOR INSPECTION.

NOTES:

1. MUST BE INSTALLED AND GROUNDED OR BONDED
PER ALL LOCAL, STATE AND NATIONAL ELECTRIC
CODES IN COMPLIANCE WITH NEC AND NFPA.

2. RETAIN DIAGRAM FOR FUTURE REFERENCE.

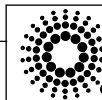
⚠ FILTERS ARE REQUIRED FOR INSTALLATION. HOWEVER
THEY MAY BE SOURCED ELSEWHERE, THUS THEY ARE
PRICED AS OPTIONAL ACCESSORIES.

⚠ INCLUDED IN P/N XLS3.0 OR XLS2.0

⚠ INCLUDED IN P/N XLIM-16-00

DO NOT CONNECT MORE THAN
32 XLS LIGHT MODULES PER
BRANCH CIRCUIT.

DO NOT CONNECT MORE THAN
25 XLS LIGHT MODULES PER
MEDLUX DIMMER CONTROL.



Everbrite
LIGHTING

MEDLUX®

MEDLUX® MRI COMPATIBLE
XLS LIGHTING SYSTEM DIAGRAM
CONTROL ROOM XLIM INSTALLATION

NOV 2022

NOT TO SCALE/DO NOT SCALE